

Home

Show

10 ▾

entries



Download A - F Detail as an Excel File

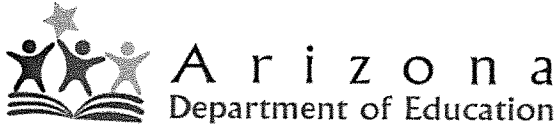
Warning! Due to the volume of your static file, the download may take several minutes.

Entity Name	Entity ID	K-8 Letter Grade	9-12 Letter Grade	ESSA School Identification
Willcox Elementary School	4755	B		TBD
Willcox High School	4757		C	TBD
Willcox Middle School	4756	B		TBD

Search:

Showing 1 to 3 of 3 entries

Previous 1 Next



# Accountability: A-F Letter Grades

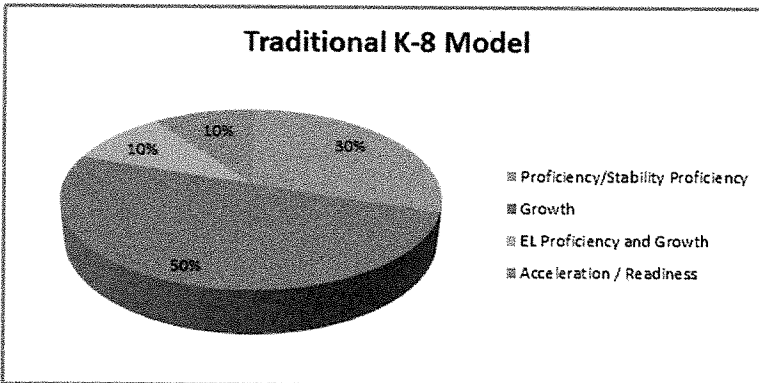
©2016 Arizona Department of Education

Willcox Unified District

Home (/FY2017) / A-F Summary

School A-F Letter Grade = B  
Willcox Elementary School (4755)

Category	Weight	Points
Proficiency/Stability Proficiency*	30%	20.47
Growth	50%	40.73
EL Proficiency and Growth	10%	10.00
Acceleration / Readiness	10%	10.00
SPED Bonus Points		0.00
All Students Total Points		81.20
Total Points Eligible		100.00
Percentage Earned		81.00%
Percent Tested**		95.72%
<b>A-F Letter Grade</b>		<b>B</b>



Proficiency		30%*	View Data (/FY2017/Proficiency)	
Grade	ELA	Math	Science	
3	51.80%	75.29%		
4	57.46%	70.71%	89.13%	
5				
6				
7				
8				
9				
Total Proficiency Points			20.45	

Stability Proficiency				30%*	View Data (/FY2017/Proficiency)
Stability	ELA	Math	Science	All	Weight
3-Year FAY	54.02%	73.15%	89.06%	68.44%	15.00%

<b>2-Year FAY</b>	48.18%	69.05%	80.00%	61.76%	10.00%
<b>1-Year FAY</b>	60.77%	77.20%	98.75%	72.88%	5.00%
<b>Total Stability Proficiency Points</b>					<b>20.07</b>

<b>Growth</b>	<b>50%</b>	<b>View Data (/FY2017/Growth)</b>
---------------	------------	-----------------------------------

<b>SGP ELA Growth (12.5%)</b>			
	<b>Current Year Low Growth (SGP 0-33)</b>	<b>Current Year Average Growth (SGP 34-66)</b>	<b>Current Year High Growth (SGP 67-99)</b>
<b>Prior Year Highly Proficient</b>	0.00%	4.69%	0.00%
<b>Prior Year Proficient</b>	9.38%	6.25%	12.50%
<b>Prior Year Partially Proficient</b>	4.69%	7.81%	9.38%
<b>Prior Year Minimally Proficient</b>	17.19%	15.63%	12.50%
<b>SGP ELA Points</b>			<b>10.78</b>

<b>SGP Math Growth (12.5%)</b>			
	<b>Current Year Low Growth (SGP 0-33)</b>	<b>Current Year Average Growth (SGP 34-66)</b>	<b>Current Year High Growth (SGP 67-99)</b>
<b>Prior Year Highly Proficient</b>	7.94%	4.76%	0.00%
<b>Prior Year Proficient</b>	11.11%	14.29%	11.11%
<b>Prior Year Partially Proficient</b>	4.76%	12.70%	11.11%
<b>Prior Year Minimally Proficient</b>	3.17%	4.76%	14.29%
<b>SGP Math Points</b>			<b>11.31</b>

<b>SGT ELA Growth (12.5%)</b>			
	<b>Current Year Below Target</b>	<b>Current Year At or Near Target</b>	<b>Current Year Exceeds Target</b>
<b>Prior Year Highly Proficient</b>	0.00%	0.00%	5.00%
<b>Prior Year Proficient</b>	5.00%	8.00%	16.00%
<b>Prior Year Partially Proficient</b>	6.00%	3.00%	13.00%
<b>Prior Year Minimally Proficient</b>	30.00%	9.00%	6.00%
<b>SGT ELA Points</b>			<b>9.61</b>

<b>SGT Math Growth (12.5%)</b>			
	<b>Current Year Below Target</b>	<b>Current Year At or Near Target</b>	<b>Current Year Exceeds Target</b>
<b>Prior Year Highly Proficient</b>	3.00%	3.00%	6.00%
<b>Prior Year Proficient</b>	13.00%	5.00%	19.00%
<b>Prior Year Partially Proficient</b>	13.00%	6.00%	10.00%
<b>Prior Year Minimally Proficient</b>	10.00%	11.00%	2.00%
<b>SGT Math Points</b>			<b>9.03</b>

<b>Total Growth Points</b>	<b>40.73</b>
----------------------------	--------------

<b>EL Proficiency and Growth</b>	<b>10%</b>	<b>View Data (/FY2017/EL)</b>
<b>Total EL Proficiency Points</b>		5.00
<b>Total EL Growth Points</b>		5.00
<b>EL Proficiency and Growth Points</b>		<b>10.00</b>

<b>Acceleration / Readiness</b>	<b>10%</b>	<b>View Data (/FY2017/AccelerationReadiness)</b>
<b>Metric</b>		<b>Points Earned</b>
<b>Grades 5-8 HS EOC</b>		



# Accountability: A-F Letter Grades


~~Willcox Unified District~~

Willcox Unified District

Home (/FY2017/) / A-F Summary

School A-F Letter Grade = B  
Willcox Middle School (4756)

Category	Weight	Points
Proficiency/Stability Proficiency*	30%	17.68
Growth	50%	49.97
EL Proficiency and Growth	10%	7.00
Acceleration / Readiness	10%	10.00
SPED Bonus Points		0.00
All Students Total Points		84.65
Total Points Eligible		100.00
Percentage Earned		85.00%
Percent Tested**		93.12%
<b>A-F Letter Grade</b>		<b>B</b>



Proficiency		30%*	View Data (/FY2017/Proficiency)	
Grade	ELA	Math	Science	
3				
4				
5	53.38%	79.55%		
6	43.02%	66.12%		
7	54.93%	46.97%		
8	46.32%	64.55%	77.26%	
9				
Total Proficiency Points			17.66	

Stability Proficiency				30%*	View Data (/FY2017/Proficiency)	
Stability	ELA	Math	Science	All	Weight	
3-Year FAY	55.70%	60.35%	80.32%	62.86%	15.00%	

<b>2-Year FAY</b>	41.60%	64.57%	25.00%	52.41%	10.00%
<b>1-Year FAY</b>	46.25%	69.01%	80.00%	58.10%	5.00%
<b>Total Stability Proficiency Points</b>					<b>17.58</b>

<b>Growth</b>	<b>50%</b>	<b>View Data (/FY2017/Growth)</b>
---------------	------------	-----------------------------------

<b>SGP ELA Growth (12.5%)</b>			
	<b>Current Year Low Growth (SGP 0-33)</b>	<b>Current Year Average Growth (SGP 34-66)</b>	<b>Current Year High Growth (SGP 67-99)</b>
<b>Prior Year Highly Proficient</b>	2.24%	0.75%	2.24%
<b>Prior Year Proficient</b>	3.73%	4.85%	7.46%
<b>Prior Year Partially Proficient</b>	2.61%	7.09%	10.45%
<b>Prior Year Minimally Proficient</b>	10.07%	17.91%	30.60%
<b>SGP ELA Points</b>			<b>14.91</b>

<b>SGP Math Growth (12.5%)</b>			
	<b>Current Year Low Growth (SGP 0-33)</b>	<b>Current Year Average Growth (SGP 34-66)</b>	<b>Current Year High Growth (SGP 67-99)</b>
<b>Prior Year Highly Proficient</b>	1.52%	2.65%	4.55%
<b>Prior Year Proficient</b>	2.65%	6.82%	13.26%
<b>Prior Year Partially Proficient</b>	6.44%	8.71%	18.94%
<b>Prior Year Minimally Proficient</b>	7.58%	6.44%	20.45%
<b>SGP Math Points</b>			<b>14.48</b>

<b>SGT ELA Growth (12.5%)</b>			
	<b>Current Year Below Target</b>	<b>Current Year At or Near Target</b>	<b>Current Year Exceeds Target</b>
<b>Prior Year Highly Proficient</b>	0.00%	2.00%	3.00%
<b>Prior Year Proficient</b>	4.00%	3.00%	9.00%
<b>Prior Year Partially Proficient</b>	6.00%	6.00%	9.00%
<b>Prior Year Minimally Proficient</b>	29.00%	18.00%	12.00%
<b>SGT ELA Points</b>			<b>10.06</b>

<b>SGT Math Growth (12.5%)</b>			
	<b>Current Year Below Target</b>	<b>Current Year At or Near Target</b>	<b>Current Year Exceeds Target</b>
<b>Prior Year Highly Proficient</b>	1.00%	1.00%	7.00%
<b>Prior Year Proficient</b>	3.00%	2.00%	17.00%
<b>Prior Year Partially Proficient</b>	11.00%	7.00%	16.00%
<b>Prior Year Minimally Proficient</b>	14.00%	11.00%	9.00%
<b>SGT Math Points</b>			<b>11.68</b>

<b>Total Growth Points</b>	<b>49.97</b>
----------------------------	--------------

<b>EL Proficiency and Growth</b>	<b>10%</b>	<b>View Data (/FY2017/EL)</b>
<b>Total EL Proficiency Points</b>		3.00
<b>Total EL Growth Points</b>		4.00
<b>EL Proficiency and Growth Points</b>		7.00

<b>Acceleration / Readiness</b>	<b>10%</b>	<b>View Data (/FY2017/AccelerationReadiness)</b>
<b>Metric</b>		<b>Points Earned</b>
<b>Grades 5-8 HS EOC</b>		



# Accountability: A-F Letter Grades

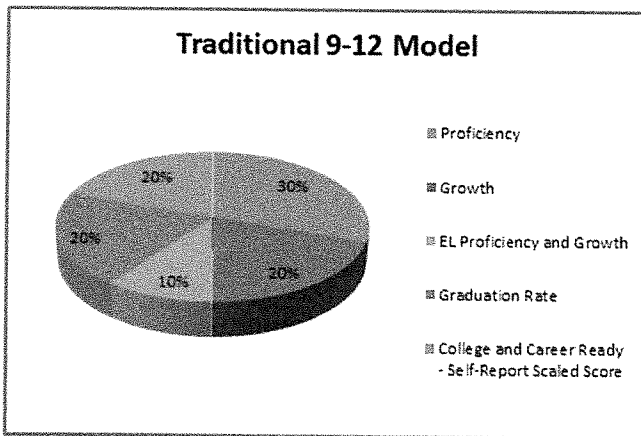
~~Welcome Kevin Davis~~

Willcox Unified District

Home (/FY2017/) / A-F Summary

School A-F Letter Grade = C  
Willcox High School (4757)

Category	Weight	Points
Proficiency	30%	11.83
Growth	20%	11.08
EL Proficiency and Growth	10%	NA
Graduation Rate	20%	20.00
College and Career Ready - Self-Report Scaled Score	20%	13.47
SPED Bonus Points		2.00
<b>All Students Total Points</b>		58.38
<b>Total Points Eligible</b>		90.00
<b>Percentage Earned</b>		65.00%
<b>Percent Tested*</b>		90.97%
<b>A-F Letter Grade</b>		C



Proficiency	30%	View Data (/FY2017/Proficiency)
Test		%
ELA Grade 8		
Math Grade 8		
Science Grade 8		
ELA Grade 9		45.88%
ELA Grade 10		34.55%
ELA Grade 11		40.25%
Algebra I		29.49%
Algebra II		45.96%
Geometry		34.58%

Science Grade 10	46.73%
MSAA ELA	80.00%
MSAA Math	80.00%
Percent Proficient All Students	39.44%
Total Proficiency Points	11.83

Growth	20%	View Data (/FY2017/Growth)
--------	-----	----------------------------

SGP ELA Growth (5%)			
	Current Year Low Growth (SGP 0-33)	Current Year Average Growth (SGP 34-66)	Current Year High Growth (67-99)
Prior Year Highly Proficient	2.99%	1.71%	1.28%
Prior Year Proficient	5.13%	8.12%	9.40%
Prior Year Partially Proficient	11.54%	10.68%	8.97%
Prior Year Minimally Proficient	12.82%	16.00%	11.54%
SGP ELA Points			4.19

SGP Math Growth (5%)			
	Current Year Low Growth (SGP 0-33)	Current Year Average Growth (SGP 34-66)	Current Year High Growth (67-99)
Prior Year Highly Proficient	2.16%	3.03%	2.16%
Prior Year Proficient	7.36%	7.36%	6.93%
Prior Year Partially Proficient	14.72%	8.66%	7.36%
Prior Year Minimally Proficient	19.48%	11.69%	9.09%
SGP Math Points			3.40

SGT ELA Growth (5%)			
	Current Year Below Target	Current Year At or Near Target	Current Year Exceeds Target
Prior Year Highly Proficient	1.00%	2.00%	3.00%
Prior Year Proficient	7.00%	3.00%	12.00%
Prior Year Partially Proficient	21.00%	6.00%	4.00%
Prior Year Minimally Proficient	34.00%	6.00%	0.00%
SGT ELA Points			1.96

SGT Math Growth (5%)			
	Current Year Below Target	Current Year At or Near Target	Current Year Exceeds Target
Prior Year Highly Proficient	0.00%	0.00%	1.00%
Prior Year Proficient	7.00%	4.00%	10.00%
Prior Year Partially Proficient	26.00%	5.00%	3.00%
Prior Year Minimally Proficient	38.00%	5.00%	0.00%
SGT Math Points			1.54

Total Growth Points	11.08
---------------------	-------

EL Proficiency and Growth	10%	View Data (/FY2017/EL)
Total EL Proficiency Points	NA	
Total EL Growth Points	NA	
EL Proficiency and Growth Points	NA	

Graduation Rate	20%
-----------------	-----

4-, 5-, 6-, 7-year Graduation Rate			10%
Current Year	%	Weight	Points Earned
4	81.71%	5	4.09
5	82.61%	4	3.30
6	85.71%	2.5	2.14
7	72.73%	.50	0.36
4-, 5-, 6-, 7-year Graduation Rate Points			10.00

4-year Graduation Rate Improvement		10%
Prior Year	%	Points Earned
4	77.17%	10.00
4-year Graduation Rate Improvement Points		10.00

<b>Graduation Rate Total Points</b>	<b>20.00</b>
-------------------------------------	--------------

College and Career Ready - Self-Report Scaled Score		20%
Metric	Weight	Points Earned
Self-Report CCR Points	20	10.10
College and Career Ready - Self-Report Total Scaled Points		13.47

College and Career Ready data was self-reported by the LEA/school. For specific details on how these points were earned, you must contact a local administrator. ADE did not calculate the points for this component of the letter grade; we only scaled what was submitted to the 20% weighting.

<b>A-F Letter Grade</b>	<b>C</b>
-------------------------	----------

Total Score				
A	B	C	D	F
86-100%	71-85%	56-70%	41-55%	<41%

\* 95% tested is being provided, however it does not alter or contribute to the letter grade

\*NA indicates there were fewer than 20 FAY students in the calculation and therefore the school is not eligible for the points.